

## How would you like your haircut today?

### Learning Guide

Prepared by Pia Cristina M. Navarrete

#### A. Before listening to the story:

##### a. Think about it:

- i. Look at yourself in the mirror. Look at your hair. What can you say about it?
- ii. Who cuts your hair? Do you like your haircut?
- iii. Why do you think the title of the story is "How Would You Like your Haircut Today?"

#### B. Discussion


##### a. Recalling Details

- i. What is the job of the father in the story?
- ii. How would you describe the hair of the little boy? Did he like his haircut?
- iii. How do the people feel after they have a haircut in Tatay's barber shop?
- iv. What did the boy feel at the end of the story? Why? What made him feel this way?

#### C. Individual/Class work

##### a. How Would You Like Your Haircut Today?





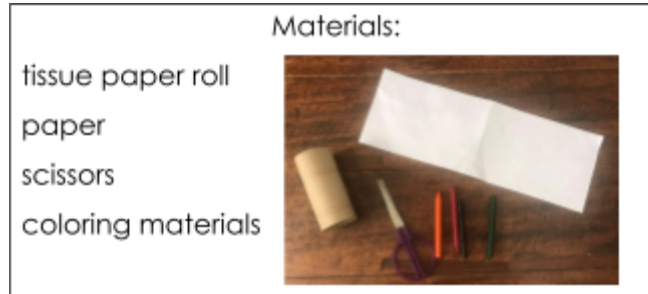
- Draw the Haircut you want to have! You may use coloring materials and papers that you have



## How would you like your haircut today?

a. I am a barber!

- Make a head with hair using an old tissue paper roll, paper and coloring materials



b. A Letter to My Parents

- Write a letter to your parents and tell them about what you feel right now.

Dear Mom and Dad,

---

---

---

---

With love,

---

## How would you like your haircut today?

### c. I am not a baby anymore!

- List down the things you can do, as well as what you like, now that they are already older.

|  |   |
|--|---|
| <b>I LIKE:</b><br>1. _____<br>2. _____<br>3. _____<br>4. _____<br>5. _____ | <b>I CAN:</b><br>1. _____<br>2. _____<br>3. _____<br>4. _____<br>5. _____ |
|--|---|